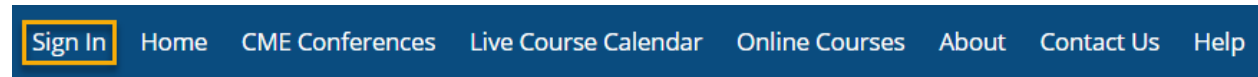


Instructions to access and manage your activity syllabi.

Via computer

Step 1: Go to <https://utoledo.cloud-cme.com/default.aspx>


Step 2: Click **Sign In**, and sign in using your email address and password.



Step 3: Click the **My CME** or **My CE** button.



Step 4: Click **Syllabus**.




Step 5: Click the **Syllabus** button next to the activity to view the syllabus.

Syllabus

Date	Activity	View Syllabus
8/5/2021	The Innovative Health Care Leader: From Design Thinking to Personal Leadership	Syllabus
5/7/2021	Program for Ambulatory Care Education (EM)	Syllabus

Step 6: You will see the activity syllabus details. Click on the presentation icon to view the presentation.

Syllabus - 1st Annual Echocardiography Symposium

Wednesday, July 15, 2020	Thursday, July 16, 2020
<p>Presentation 1 8:30AM - 9:00AM Brandon Feldt, BSN</p>	
<p>Presentation 2  9:00AM - 10:00AM Karl Wilkens, MD</p>	
<p>Workshop 1 10:00AM - 12:00PM</p>	
<p>Workshop 2 10:00AM - 12:00PM</p>	

Via CloudCME App

Step 1: Open the CloudCME App.

Step 2: Login using your email address and password.

Step 3: Select **Syllabus** on the menu.